

Felxible Modular Parallel Redundancy UPS 200-600KVA

# CNM330

## Series

GREEN  
ENERGY SAVING  
ENVIRONMENTAL PROTECTION

**CONSNANT**

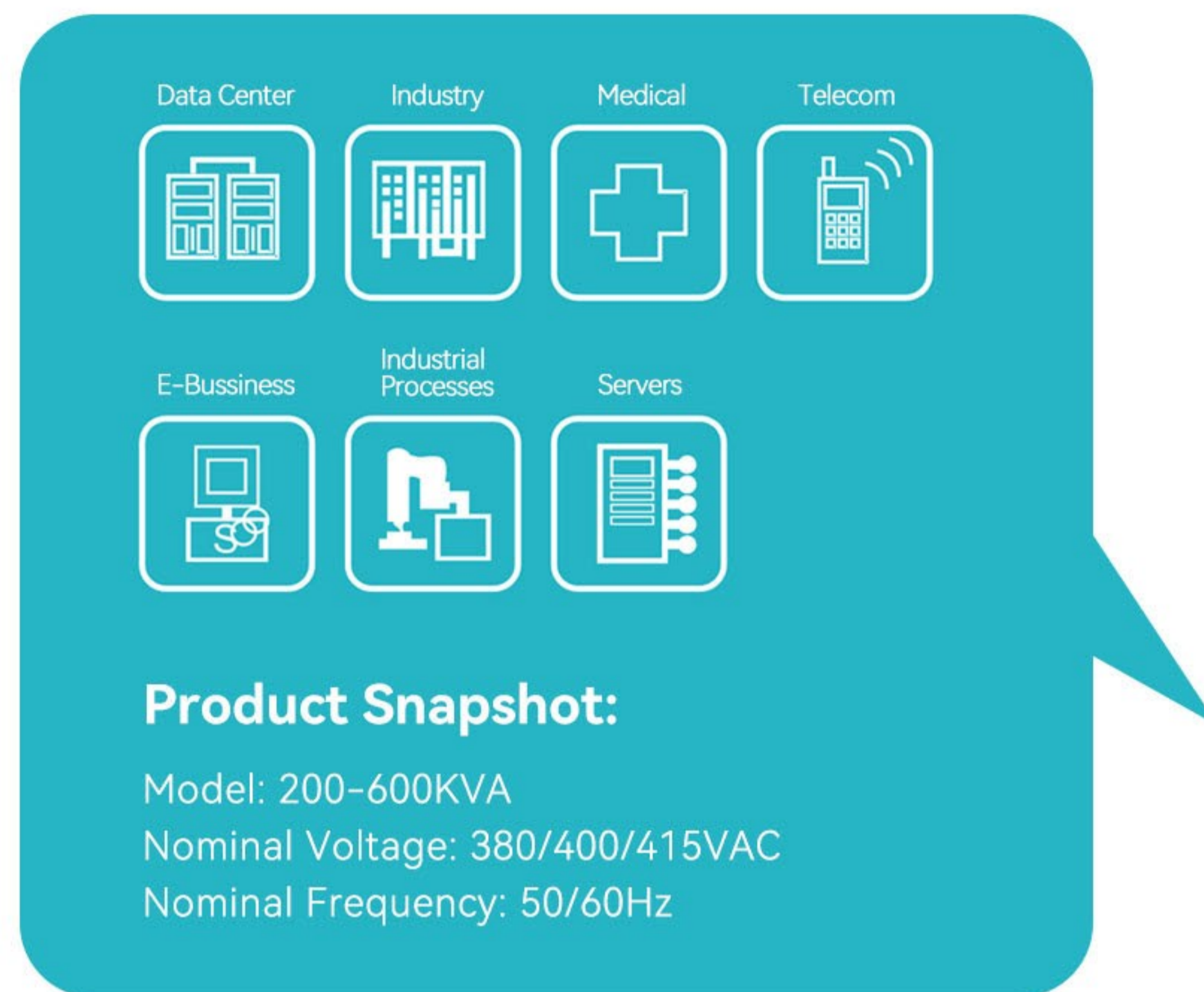
Constant Electric Power  
[www.consnant.com](http://www.consnant.com)





# CNM330 Series

Flexible Modular Parallel Redundancy UPS 200-600KVA



Data Center Industry Medical Telecom

E-Business Industrial Processes Servers

**Product Snapshot:**  
Model: 200-600KVA  
Nominal Voltage: 380/400/415VAC  
Nominal Frequency: 50/60Hz



## Summarization:

Our CNM330 Series is a kind of three-in-three-out high frequency online UPS, it provides three specifications: The 200~600kVA. The products are modularized and adopt the N+X redundancy. It can flexibly increase the number of the UPS modules according to the load capacity which is convenient for flexible allocation and gradually investment.

The UPS can solve most of the power supply problems, such as blackout, over-voltage, under-voltage sudden drop, oscillating of decreasing extent, high voltage pulse, voltage fluctuation, surge, inrush current, harmonic distortion (THD), noise interference, frequency fluctuation, etc..

This UPS can be applied to different applications from computer device, automatic equipment, communication system to industry equipment.

## Key Features & Function:

- Digital control
- 19-inch standard cabinet (2-meter high cabiners are provided according to the user's requirement).
- Modularized design
- High power-density design, The height of the single module is 3U.



## Key Features & Function:

### ■ N+X Parallel Redundancy

This series UPS adopts N+X parallel redundancy design, user can set different redundancy according to the importance of the load. While the redundancy modules are set more than two, the availability of UPS system will achieve 99.999%, which may satisfy the required reliability of the critical load connected. Through LCD display setting, you may configure the required quantity of the redundancy unit. When the load connected is over the number of the redundancy, the UPS will alert right away. The design of the MTBF (Meantime before failure) is up to 250,000 hours.

This series can set the number of redundancy modules. When the load exceeds the redundancy setting, the UPS can still work normally and simultaneously send out corresponding warning as long as the load doesn't exceed the total capacity of modules.

### ■ Parallel redundant control system

### ■ Optimizing distributed convergence for the cabinet

### ■ Centralized bypass

### ■ Common battery

### ■ Automatic charge current adjustment according to battery capacity connected.

### ■ 3-Stage intelligent charging

### ■ Touch-screen Super-large LCD display

### ■ Remote monitoring via SNMP

### ■ Optional Accessories available such as isolation transformer, distribution Panle, SNMP Card, Relay Contact Board, etc...

### ■ Equip with Maintenance Bypass Switch for easy maintenance purpose

### ■ Superior MTTR (Meantime to repair) & Short shutdown time in maintenance

### ■ Centralized monitoring module is also available

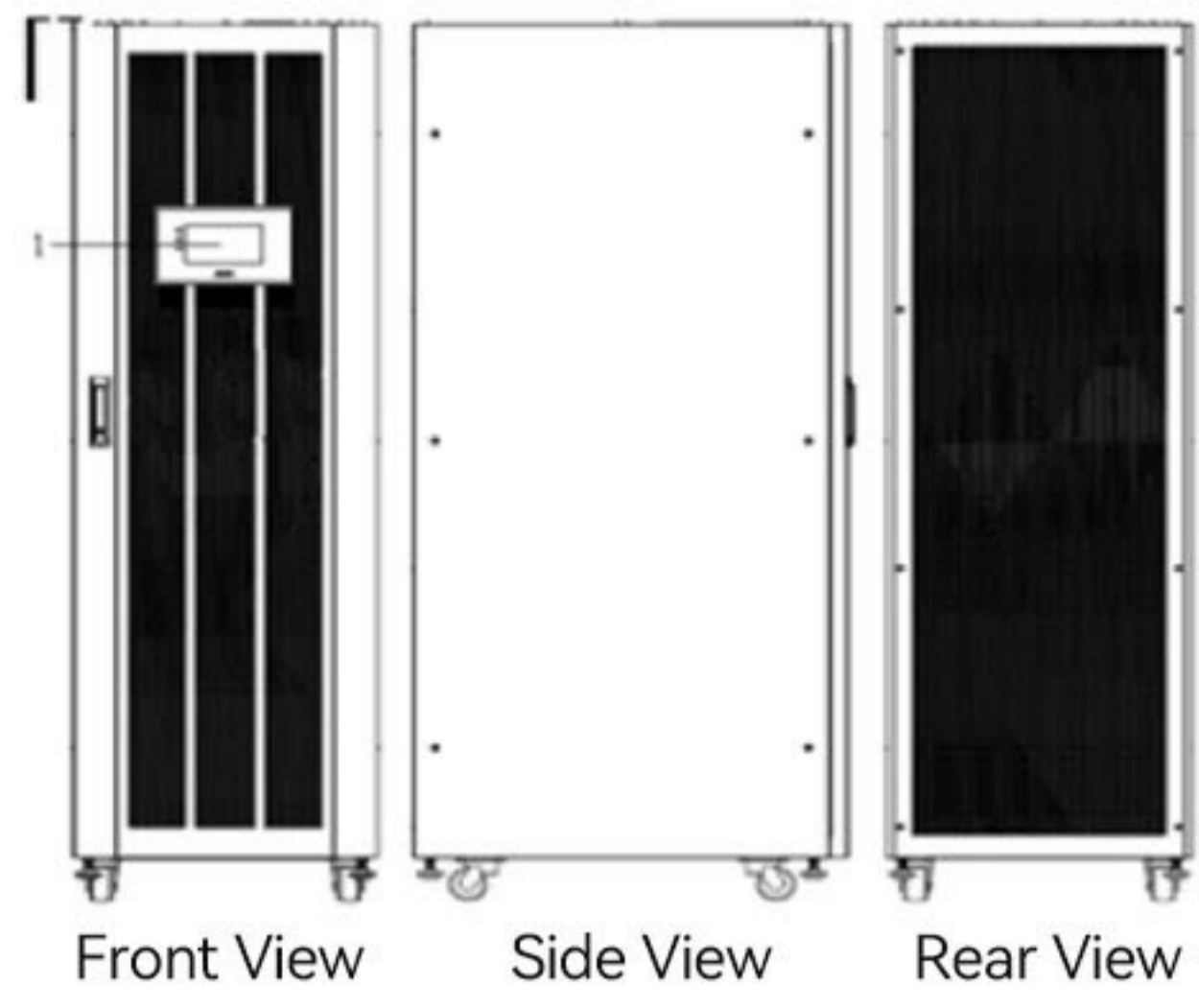
### ■ EPO and REPO function



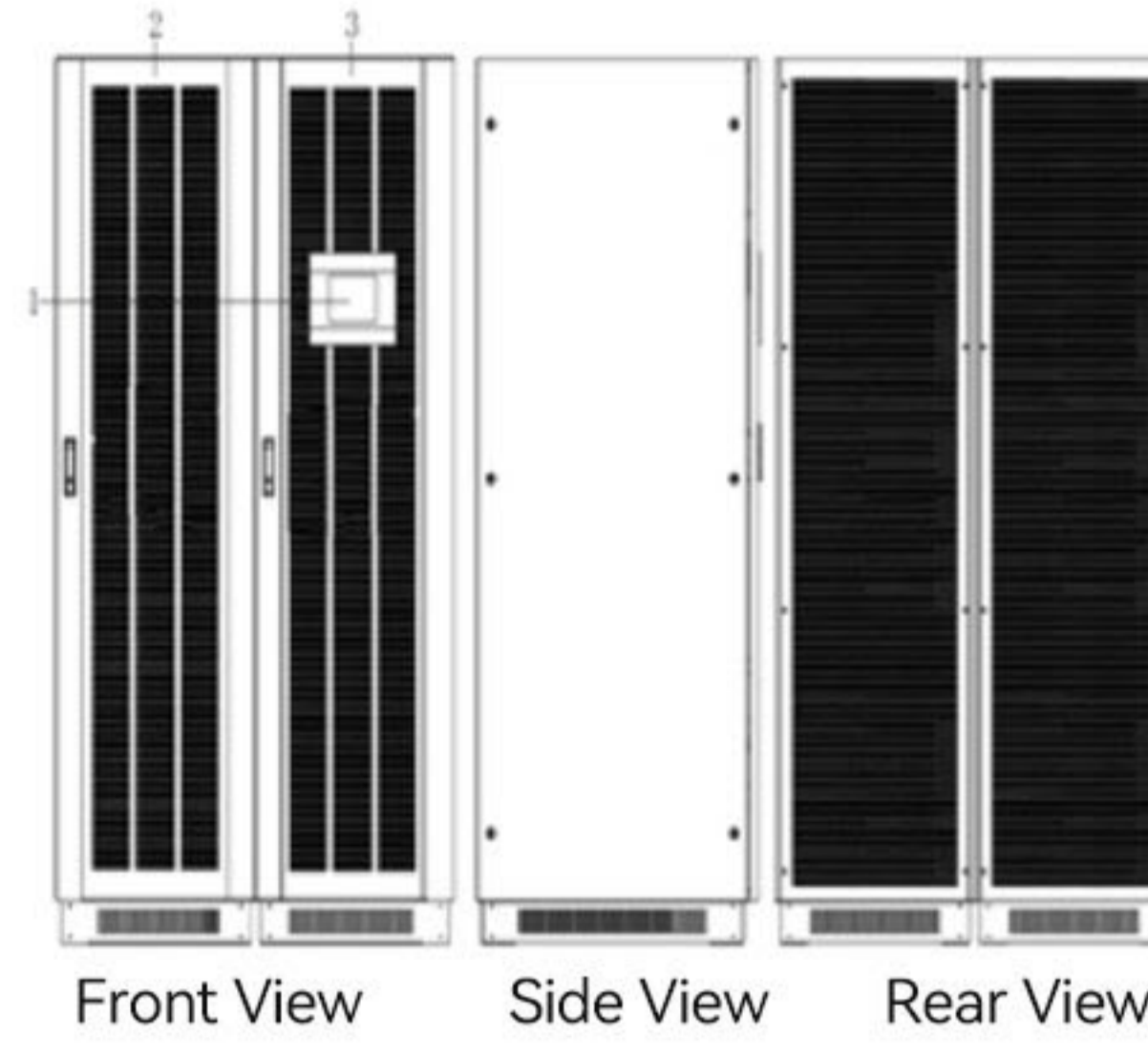


# Appearance:

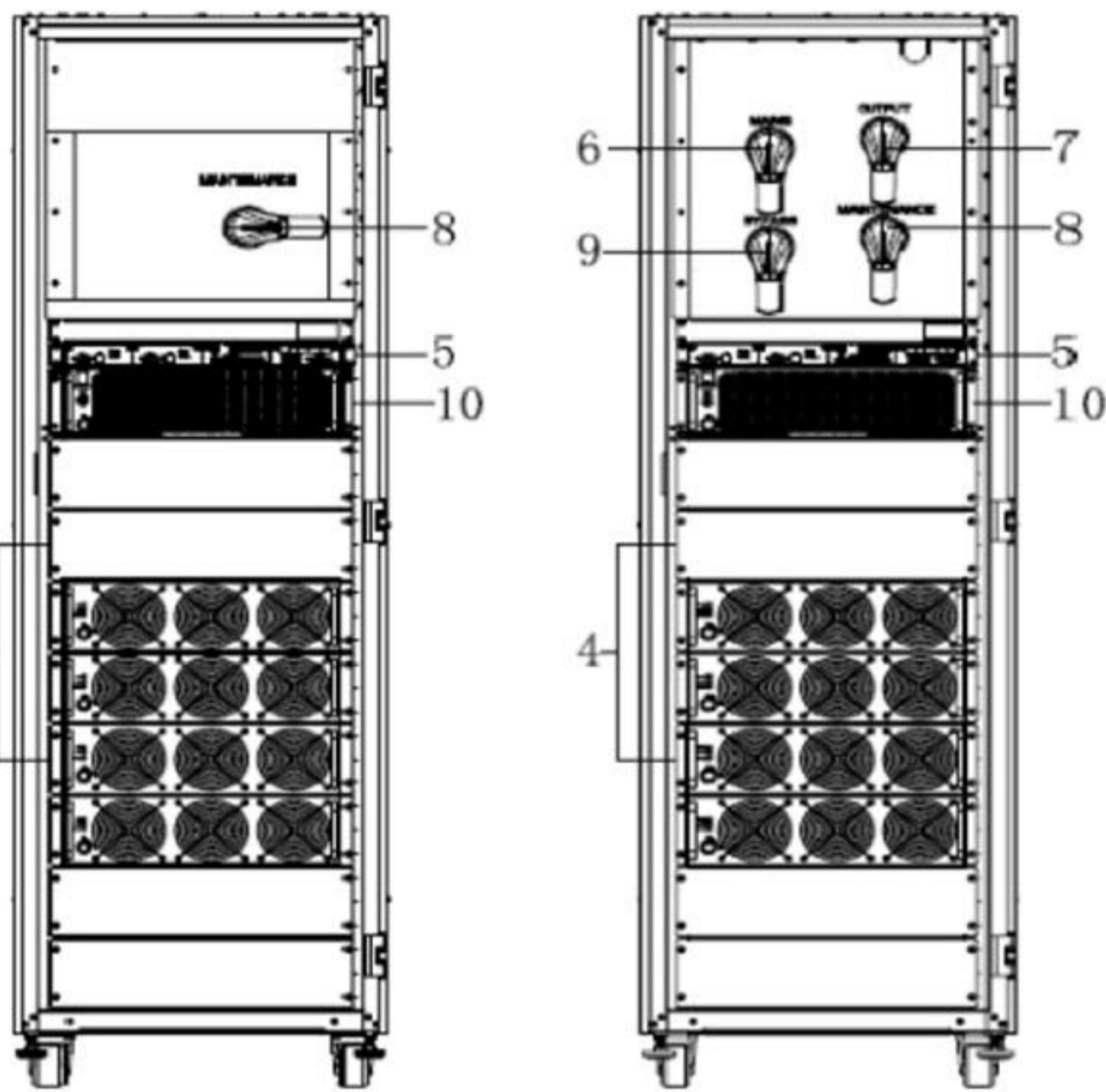
200/300/400kVA (Standard and Full Configuration)



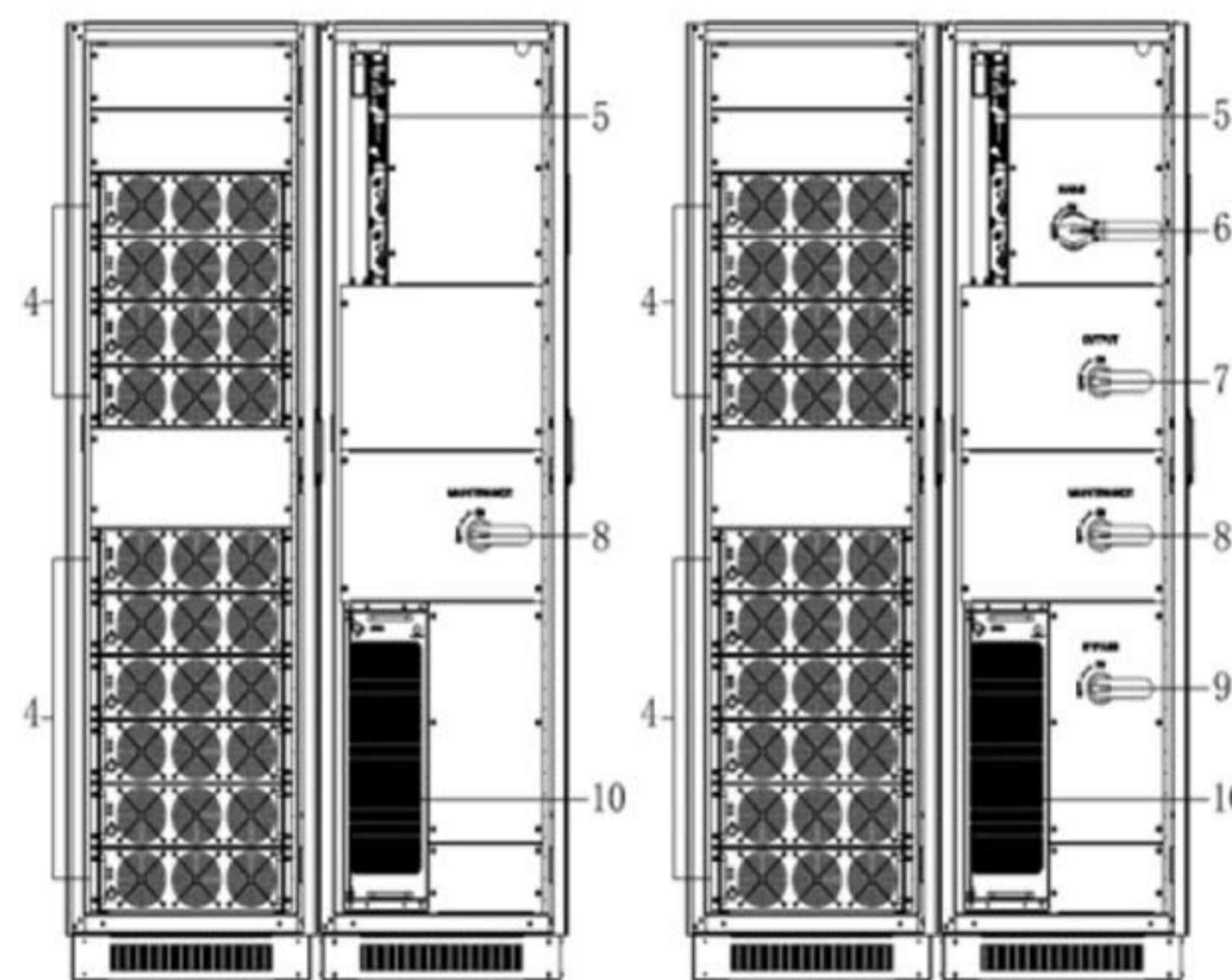
400/500/600kVA (Standard and Full Configuration)



200kVA (Standard and Full Configuration)



500kVA (Standard and Full Configuration)

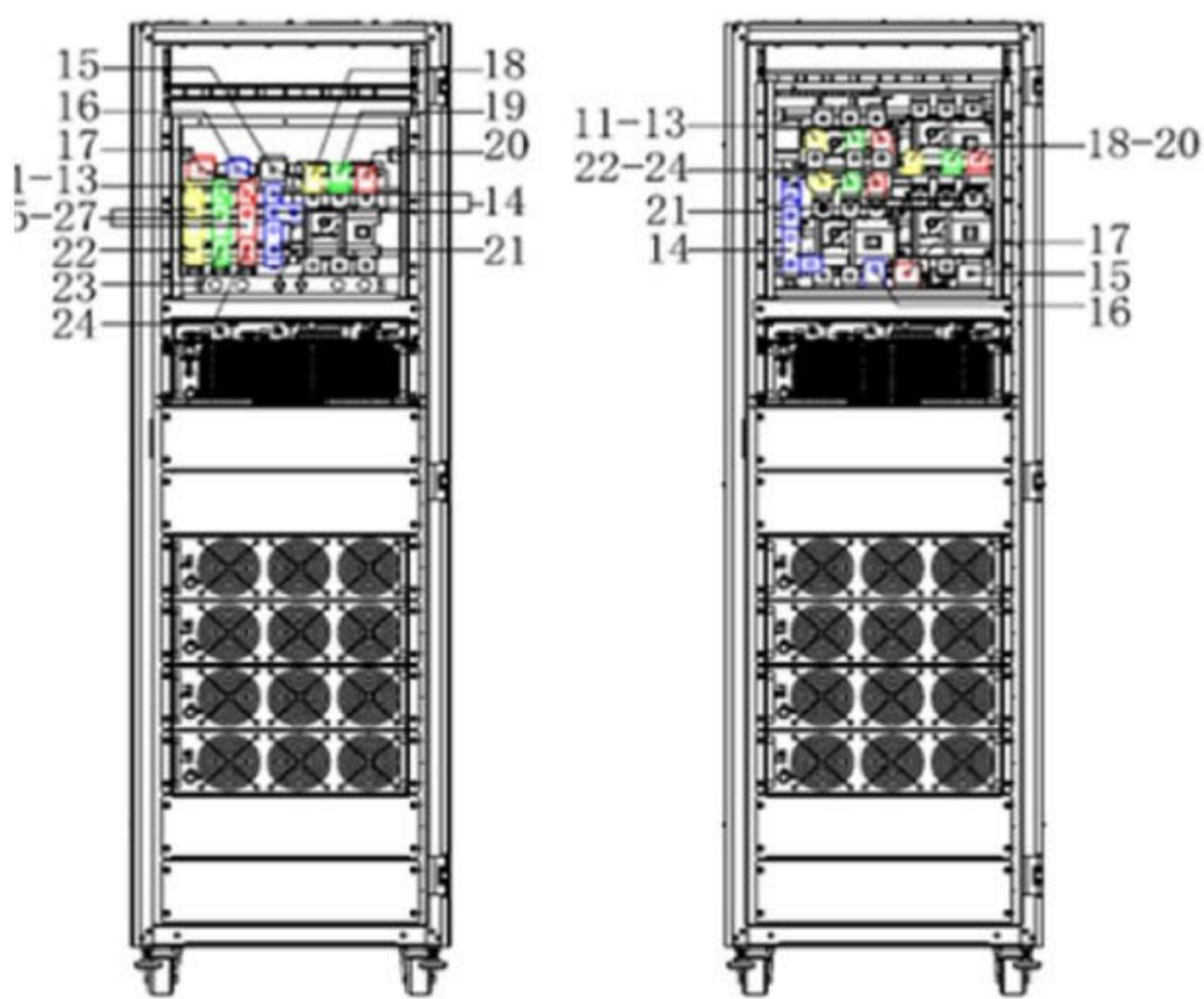


**Notice:**

- LCD panel: Display UPS data and status
- Power cabinet: Assembly power module
- Power distribution cabinet: ASsembly control unit, bypass module and switch
- Power module
- Control unit
- Mains switch
- Output switch
- Maintenance switch
- Bypass switch
- Bypass module
- Mains-A input copper bar
- Mains-B input copper bar
- Mains-C input copper bar
- Input neutral copper bar
- Battery negative copper bar
- Battery neutral copper bar
- Battery positive copper bar
- Output-A input copper bar
- Output-B input copper bar
- Output-C input copper bar
- Output neutral copper bar
- Bypass-A input copper bar: Wiring must be used when mains-bypass separation
- Bypass-B input copper bar: Wiring must be used when mains-bypass separation
- Bypass-C input copper bar: Wiring must be used when mains-bypass separation
- Phase A mains-bypass common input connect copper bar
- Phase B mains-bypass common input connect copper bar
- Phase C mains-bypass common inoput connect copper bar

Standard Configuration

Full Configuration



Connect Copper Bar

Standard Configuration Full Configuration



Connect Copper Bar

Mains-bypass Common Copper Bar

Model	Configurations	Cable Routing
200kVA	50/100/150/200kVA	Supports cable routing from the top
300kVA	50/100/150/200/250/300kVA	Supports cable routing from the top and can support cable routing from the bottom if a cable entry cabinet is configured
400kVA	50/100/150/200/250/300/350/400kVA	Standard cabinet supports cable routing from the top. Full configuration cabinet supports cable routing from the bottom and top
500kVA	50/100/150/200/250/300/350/400/450/500kVA	Supports cable routing from the top
600kVA	50/100/150/200/250/300/350/400/450/500/550/600kVA	Supports cable routing from the top

\* Standard configuration: cabinet only with maintenance bypass switch

\* Full configuration: cabinet with mains, bypass, maintenance and output switch



## CNM330 Series Technical Specifications

CNM330 200 - 600KVA				
Model	300KVA	400KVA	500KVA	600KVA
Cabinet Capacity(VA/W)	50k~300k/50k~300k	50k~400k/50k~400k	50k~500k/50k~500k	50k~600k/50k~600k
Module Capacity(VA/W)	50k/50k			
Max. Module Number	6	8	10	12
<b>Input</b>				
Phase	3 Phase 4 Wires and Ground			
Rated Voltage	380/400/415Vac			
Voltage Range	138~485Vac • At 40°C: The UPS works at full load when the voltage is 323-485Vac is derated load when the voltage is 323-138Vac • At 30°C: The UPS works at full load when the voltage is 305-485Vac is derated load when the voltage is 305-138Vac			
Frequency Range	40Hz-70Hz			
Power Factor	≥0.99			
Current THDi	≥3% (100% nonlinear load)			
Bypass Voltage Range	Max. Voltage: 220V: +25% (optional +10%, +15%, +20%); 230V: +20% (optional +10%, +15%); 240V: +15% (optional +10%); Min. Voltage: -45% (optional -10%, -20%, -30%) Frequency Protection Range: ±10%			
<b>Output</b>				
Phase	3 Phase 4 Wires and Ground			
Rated Voltage	380/400/415Vac			
Power Factor	1			
Voltage Regulation	±1%			
Frequency	Utility Mode	±1%/±2%/±4%/±5%/±10% of the rated frequenct (optional)		
	Battery Mode	(50/60±0.1)Hz		
Crest Factor	3:1			
THD	≤2% with linear load    ≤4% with non linear load			
Overload	<b>Inverter overload capability:</b> <ul style="list-style-type: none"> <li>• 105%&lt;load≤110%: transfer to bypass mode after 60 min</li> <li>• 110%&lt;load≤125%: transfer to bypass mode after 60 min</li> <li>• 125%&lt;load≤150%: transfer to bypass mode after 60 min</li> </ul> <b>Bypass overload capability:</b> <ul style="list-style-type: none"> <li>• Temperature≤30°C, load≤135%: run for a long time</li> <li>• Temperature≤40°C, load≤125%: run for a long time</li> <li>• 1000% load: run for 100 ms</li> </ul>			

STANDARD: Conform to GB/IEC regulation: EMC: GB7260.0/IEC62040-2-GB/17626.2~5/IEC61000-4-2~5 SAFETY: GB4943

Note: Product specifications are subject to change without further notice.





## CNM330 Series Technical Specifications

CNM330 200 - 600KVA			
<b>Battery</b>			
Voltage	Optional Voltage: ±180V/192V/±204V/±216V/±228V/±240/±252/±264/±276/±288/±300Vdc (30/32/34/36/38/40/42/44/46/48/50pcs optional) 384Vdc~480Vdc (30~40 pcs, 40 pcs define, 36 and 50 pcs no power derating: 32~34 pcs output power factor)		
Module Charge Current (A) max.	20A		
<b>Transfer Time</b>			
Transfer Time	Utility to battery: 0ms; Utility to bypass: 0ms		
<b>Protection</b>			
Short Circuit	Hold Whole System		
Overheat	Line Mode: Switch to bypass; Backup Mode: Shut down UPS immediately		
Battery Low	Alarm and Switch off		
Self-diagnostics	Upon power on and software control		
EPO	Shut down UPS immediately		
Battery	Advanced battery management		
Noise Suppression	Complies with EN62040-2		
<b>Communication Interface</b>			
Communication Interface	CAN, RS485, FE, LBS, Parallel, Relay Card, SNMP Card (optional)		
<b>Environment</b>			
Operating Temperature	0°C~40°C		
Storage Temperature	-25°C~55°C		
Humidity	0~95% non condensing		
Altitude	< 1500m		
<b>Display</b>			
Audible & Visual	Line Failure, Battery Low, Overload, System Fault		
Status LED	UPS Fault, Alarm and normal		
Reading on the LCD	Input Voltage, Input Frequency, Output Voltage, Output Frequency, Load Percentage, Battery Voltage, Parameter set, History Record...		
<b>Other</b>			
Standard Cabinet Dimensions (W*D*H)	600*850*2000	600*850*2000	1200*850*2000
Full Cabinet Dimensions (W*D*H)mm	600*850*2000	1200*850*2000	1200*850*2000
Module Dimensions (W*D*H)mm	440*620*130		
Cabinet Weight(Kg)	260	280/600	650 720
Module Weight(Kg)	34		
Safety Conformance	CE, EN/IEC 62040-3, EN/IEC		

STANDARD: Conform to GB/IEC regulation: EMC: GB7260.0/IEC62040-2-GB/17626.2~5/IEC61000-4-2~5 SAFETY: GB4943

Note: Product specifications are subject to change without further notice.

